



Trace and Draw Spider Legs

Trace the spider legs

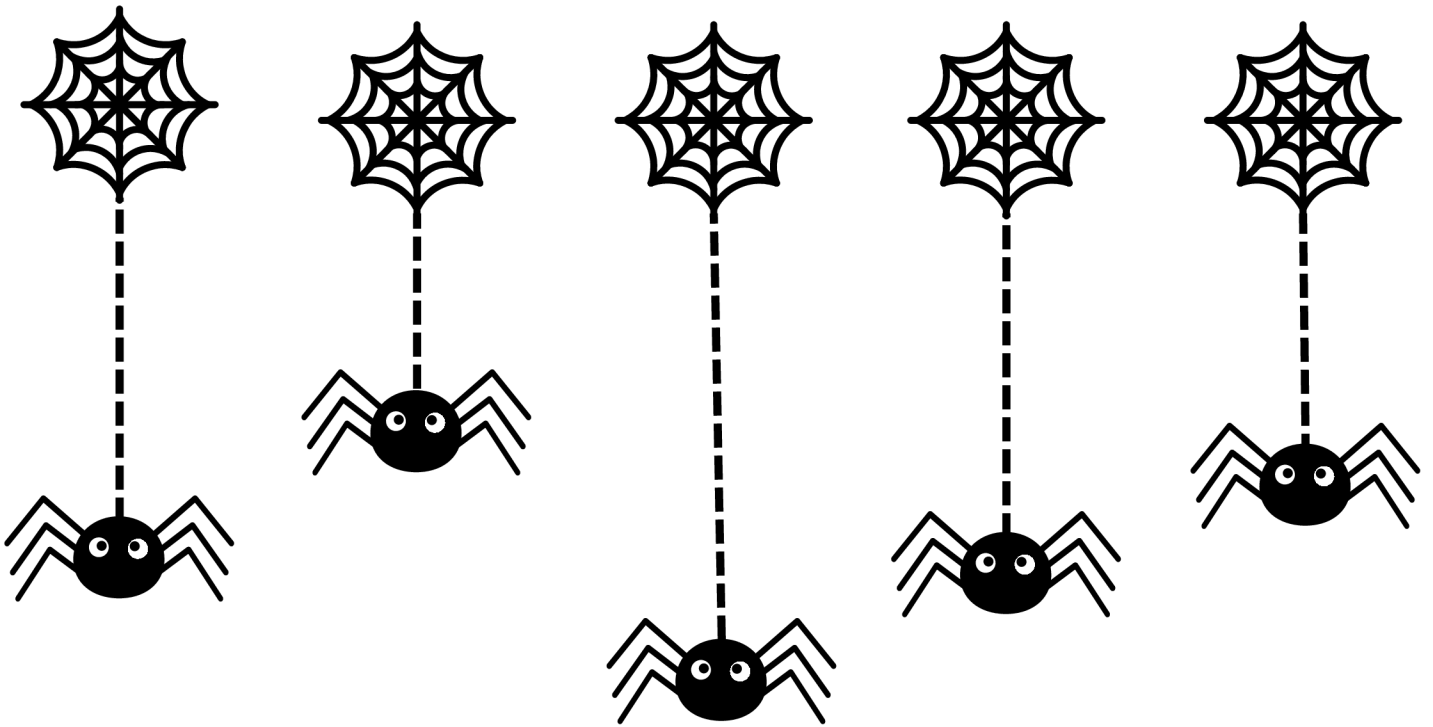


Draw the spider legs




Trace and Draw Spider webs

Trace the spider webs



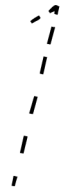
Draw the spider webs




HALLOWEEN

Numbers 1-10

1



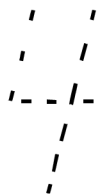
2



3



4




5




HALLOWEEN

Numbers 1-10

6




7




8



9



10





HALLOWEEN


Maze Puzzle



Name: _____

Date: _____

Instruction: Guide the lost ghost to its haunted house.



Start here





HALLOWEEN


Maze Puzzle



Name: _____

Date: _____

Instruction: Guide the pumpkin to the spooky graveyard.



Start here



HALLOWEEN


Maze Puzzle



Name: _____

Date: _____

Instruction: Help the black cat find its way to the moon.



Start here



HALLOWEEN


Maze Puzzle



Name: _____

Date: _____

Instruction: Help the black cat find its way to the moon.



Start here



HALLOWEEN





Maze Puzzle

Name: _____

Date: _____

Instruction: Help the mummy find its way to the treasure chest.



Start here








HALLOWEEN

Same and Different



Color the Halloween item that is different.









Name : _____

Date : _____

HALLOWEEN

Color, cut & paste Halloween items below to complete the patterns on the left.



Happy Halloween

Count the objects and write their numbers in the boxes below




Halloween Memory Game

Print (x2), cut and start playing



BOO!




Halloween Memory Game

Print (x2), cut and start playing



BOO!



Name: _____

Date: _____

Halloween Matching

Draw a line and match the Halloween shapes

The worksheet features two columns of Halloween-themed icons. The left column contains: a witch's hat, a tombstone, a round potion bottle, a pumpkin, a witch's hat, and a tombstone. The right column contains: a skull, a spider, a skull, a table, a spider, a bone, a table, and a bone. A vertical line separates the two columns. A dashed line connects the top witch's hat in the left column to the bottom witch's hat in the right column.

Name: _____

Date: _____



Mystical Match!



Look at the groups on the left. Which ones on the right complete each group? Draw a line to make the mystical match!



Leaves



Hats





Ghosts



Animals



Laterns



HALLOWEEN TRACING

Help these trick-or-treaters find their hats.




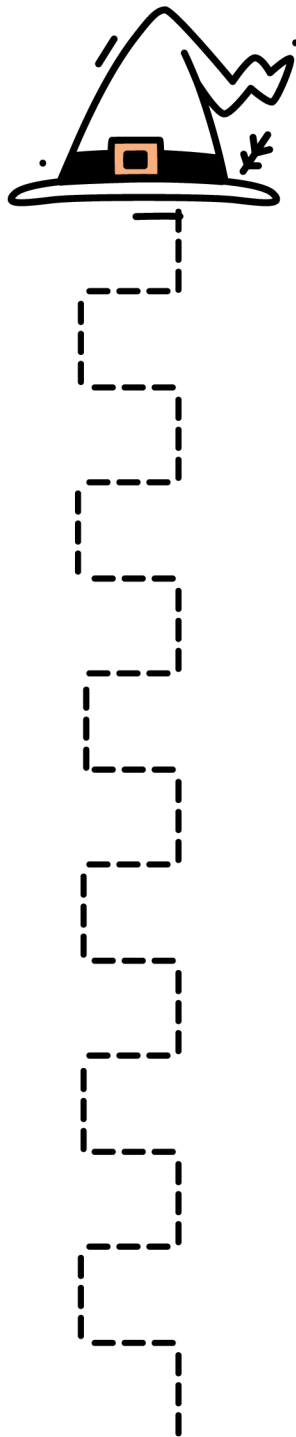
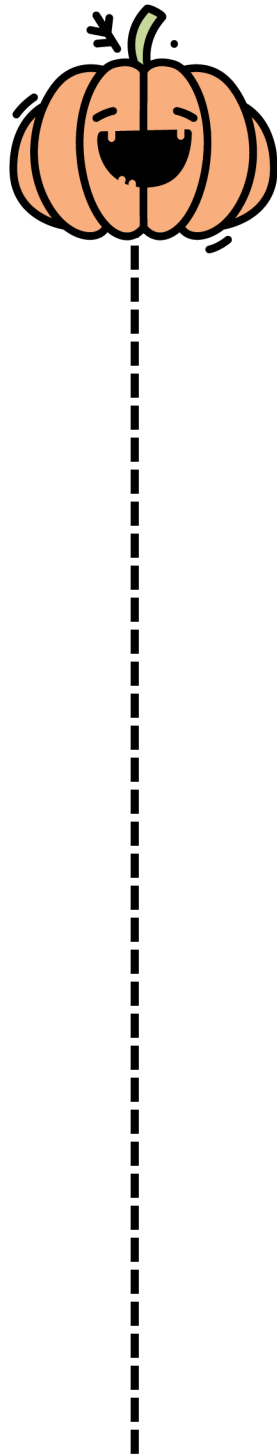
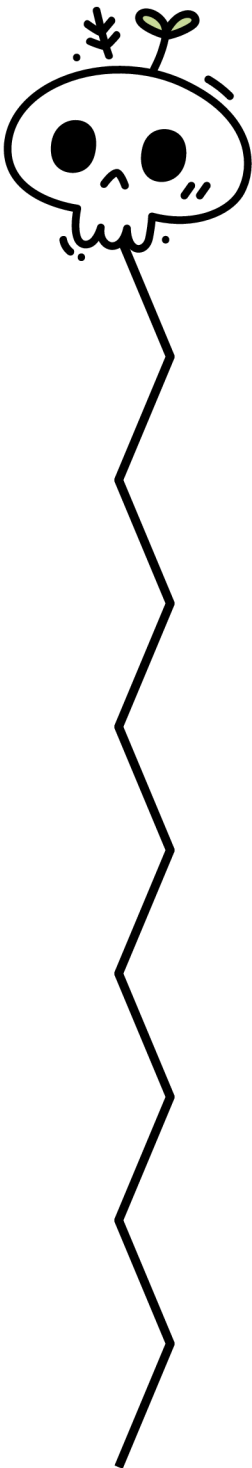
Name:

Date:

HALLOWEEN


Scissors Skills

Carefully practice your scissors skill by cutting from the bottom to the Halloween items.



AUTUMN PUMPKIN

Color the pumpkin using shades of orange, brown and green.




Name: _____

Date: _____

Color by Number

Use the color key below.




Name: _____

Date: _____

Color by Number

Use the color key below.




Name: _____

Date: _____

Color by Number

Use the color key below.






Name : _____

Date : _____

HALLOWEEN

Count the Halloween items and write the number in the circle.






Name : _____

Date : _____

HALLOWEEN

Count the Halloween items and write the number in the box.

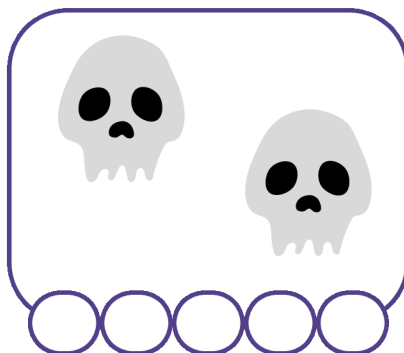
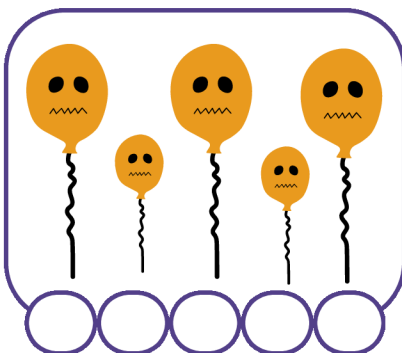
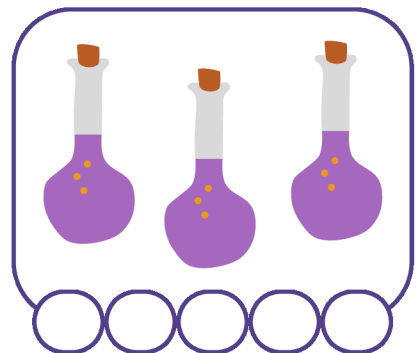
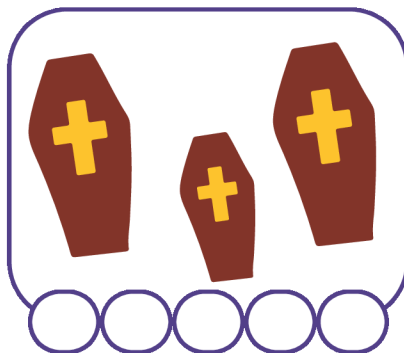
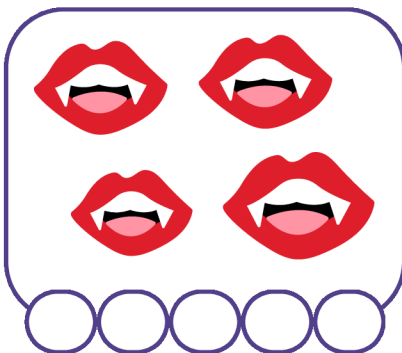

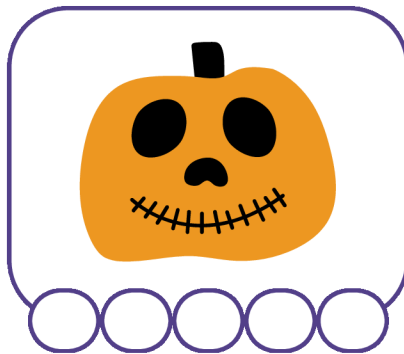
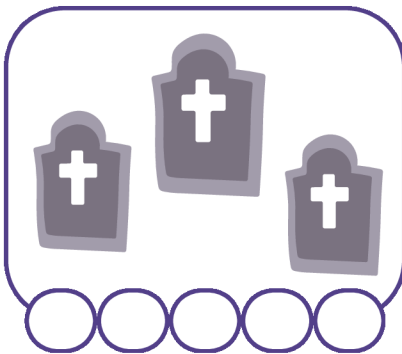
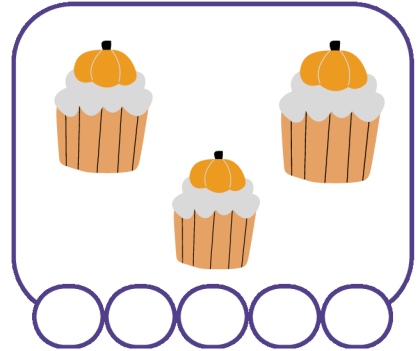

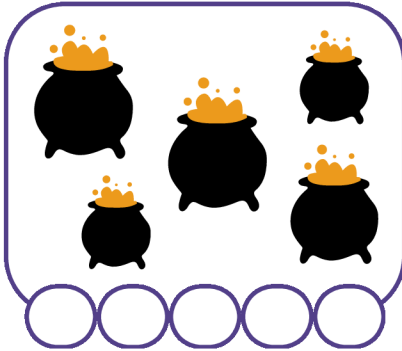


Name: _____

Date: _____

HALLOWEEN COUNTING

How many Halloween elements do you count?
Color the correct number of dots.



Name:

Date:

HALLOWEEN WORDS

Write the words under the pictures.

Jack o' Lantern

Ghost

Witch



Graveyard

Bottle of potion

Skull

Broomstick

Magic Wand



Name: _____ Partners Name: _____

HALLOWEEN TIC-TAC-TOE

Directions: Pair students to play with one another to practice math skills. Students will go back and forth answering and marking their spots. First person to link three X's or O's together by correctly answering the question wins!



$2+5$	$2+6$	$4+4$	$5+5$	$6+3$	$7+6$
$5+2$	$4+3$	$3+6$	$6+8$	$7+4$	$6+6$
$2+2$	$5+3$	$3+3$	$6+4$	$7+7$	$9+5$
$8+7$	$9+9$	$6+8$	$3+4$	$9+3$	$7+8$
$9+8$	$7+8$	$6+9$	$9+9$	$5+6$	$8+3$
$9+5$	$9+7$	$8+8$	$6+6$	$7+3$	$8+5$



ask a parent to

**CHECK
YOUR
CANDY**





DRESS FOR



THE WEATHER





DO NOT
GO

INSIDE
strangers' houses







USE



A

FLASHLIGHT






Name : _____

Date : _____

HALLOWEEN


Count the Halloween items and write the number in the box.



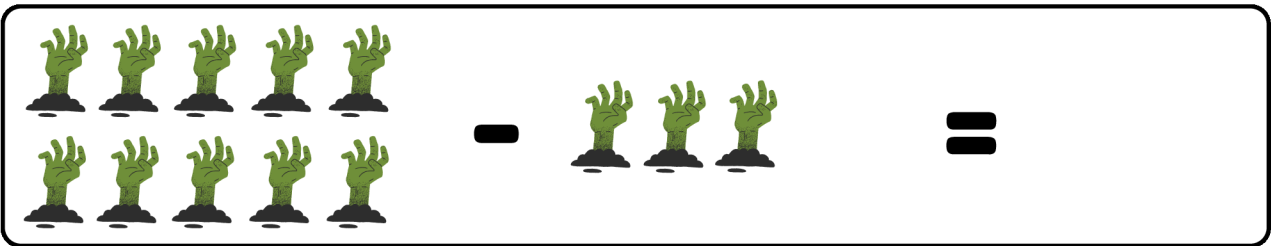
Name: _____

Halloween Subtraction!

Find the difference in each equation. Write your answer after the equal sign.




A subtraction problem using purple cauldrons. The first row has 10 cauldrons and the second row has 5 cauldrons. To the right, there are 2 cauldrons, a minus sign, and an equals sign.




A subtraction problem using green hands. The first row has 5 hands and the second row has 5 hands. To the right, there are 3 hands, a minus sign, and an equals sign.



A subtraction problem using jack-o'-lanterns. The first row has 4 jack-o'-lanterns and the second row has 4 jack-o'-lanterns. To the right, there are 4 jack-o'-lanterns, a minus sign, and an equals sign.



A subtraction problem using eyeballs. The first row has 4 eyeballs and the second row has 4 eyeballs. To the right, there are 4 eyeballs, a minus sign, and an equals sign.



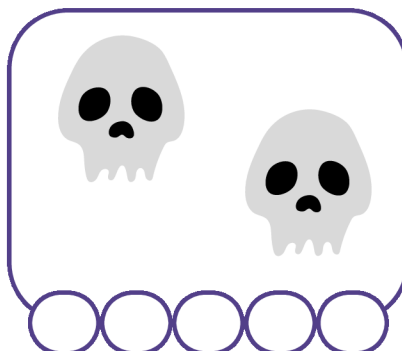
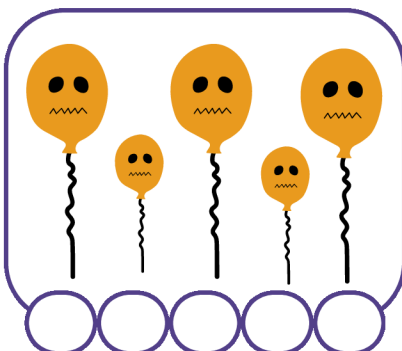
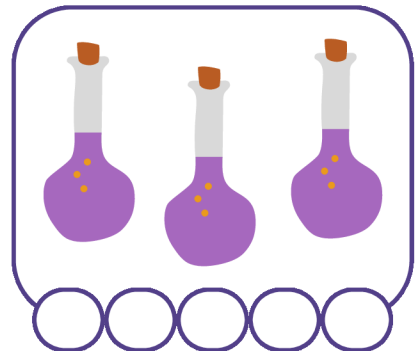
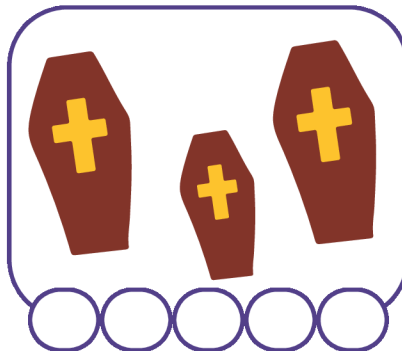
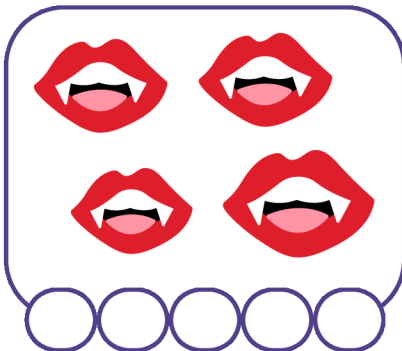


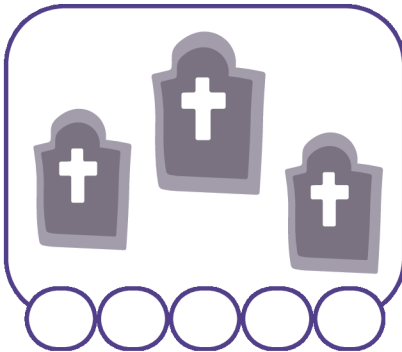
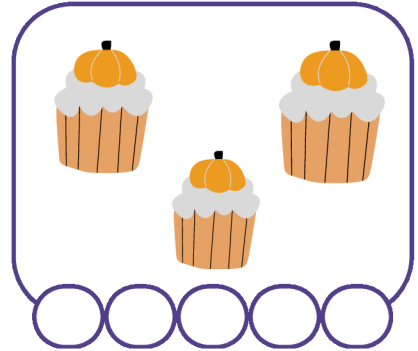

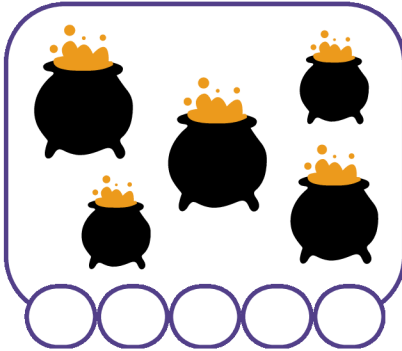
A subtraction problem using purple witch hats. The first row has 5 hats and the second row has 5 hats. To the right, there are 4 hats, a minus sign, and an equals sign.



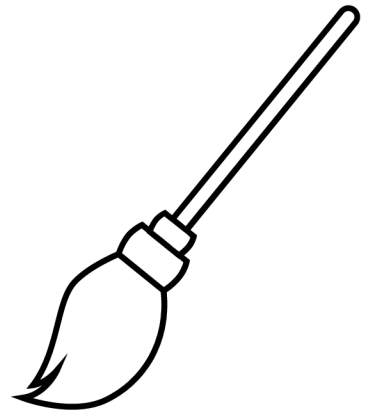


Name: _____

Date: _____

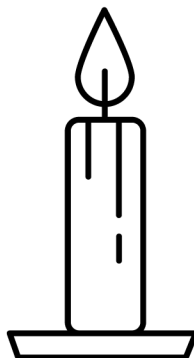


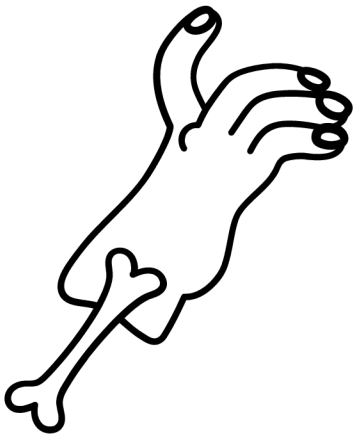
HALLOWEEN COUNTING

How many Halloween elements do you count?
Color the correct number of dots.





**HAPPY
HALLOWEEN**



HAPPY HUE-LLOWEEN!

Get your crayons ready. Colour every candy and all things creepy!

